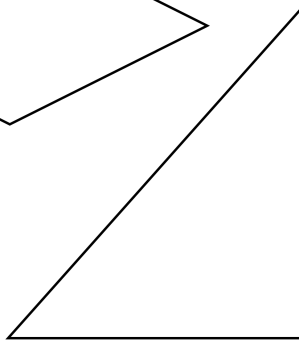
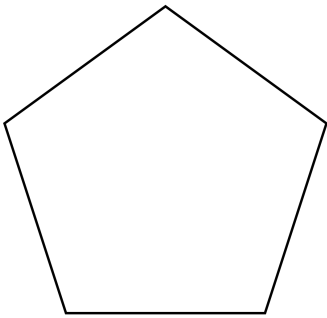
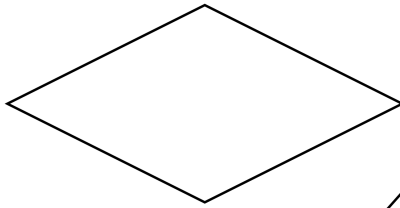






## Shapes

You can cut out and colour the following shapes to build your garden. You can also use other shapes, trim the shapes below to fit, or make duplicates of the shapes.



**What Did My Garden Look Like?**

Attach your garden or draw a sketch of what your garden or your group's garden looked like. Make sure to include all the measurements and label what vegetables were in each shape.

## **My Perfect Garden**

Draw a picture of what your perfect garden would look like! Include all measurements.